




# Hurtwood House Art Department


## Welcome to A Level Fine Art, Photography and Textiles

Here is a selection of books that we use regularly and recommend. There is no need to buy them all, but one or two of them may be to your taste and give you a bit of a head-start.




### A World History of Art by Honor & Fleming

This is the book for those of you who like a bit of art history. It takes you from the dawn of time up to the end of the twentieth century and looks at how art, architecture and sculpture have changed and evolved across different cultures.




### Art Photography Now by Susan Bright

This is a great book that will act as a wonderful introduction and resource for all you budding photographers.




### Illustration Now by Various

These books are up-dated every couple of years, but we always use them with Fine Art students who are looking for some inspiration and are interested in narratives.




### Natural Processes in Textile Art by Alice Fox

This is a great resource for those of you who want to get experimental with your textiles techniques. If you are ever stuck for an idea, this should help.









### Stitch Stories by Cas Holmes

Cas Holmes is a practicing textile artist and teacher. To be honest you could use her techniques in Fine Art, Photography or Textiles if you feel the need.



### The Ongoing Moment by Geoff Dyer

This is just a beautiful read. Geoff Dyer starts off as a writer who is interested in Photography and ends up delving into the history and development of it as an art form, particularly in the USA.

		
<p><b>The Story of Architecture by Patrick Nutgens</b> Think you might want to become an architect? Then this is a THE book that you want to read and digest as an introduction and resource. Some stunning pictures, too.</p>	<p><b>Art History by Dana Arnold</b> If you think you may go onto study art history after A Levels then this is a great primer. It is not an easy read, but well worth the effort and gives you an insight into what you'll be doing.</p>	<p><b>Vitamin P published by Phaidon Press</b> This is a book we regularly use with our Fine Artists. Essentially, it's a compendium of the best painters currently operating around the world.</p>
		
<p><b>Vitamin T by Phaidon Press</b> This is the Textile equivalent to the Vitamin P, painting book. It has lots and lots of examples of artists who use textile techniques to create their work.</p>	<p><b>Ways of Seeing by John Berger</b> An absolute must-read for anyone entering the creative industries. If you only buy one of these books, make it this one.</p>	<p><b>On Photography by Susan Sontag</b> Another classic. Susan Sontag was a prolific and at times controversial writer. This book of hers on Photography has come to be seen as modern classic.</p>

**Some gallery websites you might find useful:**

<https://www.tate.org.uk/> The Tate has quite a few galleries now. In London the Tate Modern in Southwark and the Tate Britain in Pimlico are both fantastic starting points for any aspiring Fine Artist.

<https://thephotographersgallery.org.uk/> The Photographers Gallery on the Charing Cross Road in London has grown to become the home of expertise into contemporary photography.

<https://www.vam.ac.uk/> The Victoria and Albert Museum (the V&A) in London contains a world-renowned collection of art and design objects and will be of particular interest to those of you interested in textiles, design, illustration or architecture.

## All the extras you get studying with the Art Department at Hurtwood:

If you're after something to give you a flavour of the extra-curricular things we do in the Department, have a look at the Cranleigh Arts Centre listings where we often put on exhibitions, our school website where you can see past-students' work, or have a look on the list of Enigma sessions where we offer everything from pottery to life drawing. There is a wide range of stuff to choose from. We also go on numerous visits to galleries, museums and places of scenic interest in both the UK and overseas.

Here is a list of the things you will do during your A Levels in Art, Photography and Textiles.

This is the work that you will complete over the two years. There are two projects in the first year and two in the second. The portfolios and mini books continue through both years.					
Project 1	Project 2	Project 3	Project 4	Portfolio	Mini-book
The Hurtwood Foundation and the Introductory Project	Individually Negotiated Project in response to a choice of given themes	The Personal Investigation with 2000 word essay	The Externally Set Exam Project with 15 hour exam	<p><u>Fine Art:</u> 1x A1 sheet each week</p> <p><u>Textiles:</u> 1 x A1 sheet each week</p> <p><u>Photography:</u> 1 x stunning photograph each week that is unrelated to your projects</p>	<p><u>Fine Art:</u> 1x small private sketchbook</p> <p><u>Textiles:</u> 1 x small private sketchbook</p> <p><u>Photography:</u> 1 x mini-book of physical experiments</p>

You can always email your Art, Photography or Textiles teachers:

Photography	Textiles	Fine Art
<a href="mailto:Simon.power@hurtwood.net">Simon.power@hurtwood.net</a>	<a href="mailto:Jo.austwick@hurtwood.net">Jo.austwick@hurtwood.net</a>	<a href="mailto:Nicola.furminger@hurtwood.net">Nicola.furminger@hurtwood.net</a>
<a href="mailto:Tom.wichelow@hurtwood.net">Tom.wichelow@hurtwood.net</a>	<a href="mailto:Simon.watson@hurtwood.net">Simon.watson@hurtwood.net</a>	<a href="mailto:Ali.mirmak@hurtwood.net">Ali.mirmak@hurtwood.net</a>

### Summer Task

What will you do this Summer? Will you visit any galleries or museums? Have you already started to create your own, personal sketchbook? Here's what we'd like you to do:

**Fine Artists:** Get an A5 or A6 sketchbook. Do 'something' in it everyday. Draw things you see and that are around you; create drawings or paintings from your imagination; visit galleries and jot your thoughts down along with pictures, postcards or ticket-stubs; keep a diary of your thoughts in it as well. We don't mind what materials you use. Just make sure what's in the book is personal to you and will give us an idea of your interests for when you start your projects.

**Photographers:** We'd like a photographic diary, please. You can use your phone or any other device to take the pictures. We want you to take at least 2 pictures every day. They can be of anything, yourself, your home, your street, your holiday, your friends. Try to take photographs from lots of different angles and distances. Bring them to us in a digital file or printed-out.

**Textile People:** Get an A5 or A6 sketchbook and fill it with different colours, patterns and textures. You could use fabrics, papers, wool, hessian or even bits of string. If you can't stick things in then take photos of them on your phone, print them off and put them in. You can draw and paint stuff, too, such as interesting textures or natural forms such as flowers, shells or cones. Make it as visually exciting as possible.

If you'd like some advice or recommendations, email the Head of Art, [ali.mirmak@hurtwood.net](mailto:ali.mirmak@hurtwood.net) telling me what sort of things you like to do and make generally and I'll give you some creative suggestions. Already got a specific project in mind? Let us know. and we'll get our thinking caps on and make sure we can help you personalize your projects as soon as possible. Enjoy!

*The Art Department*

